

PROFESSIONAL FILM EQUIPMENT SDN BHD

(569717-D)

NEW DOLLY AVAILABLE AT PFE..

Fisher 10 Camera Dolly

Most popular hydraulic lift beam camera dolly. It is smooth, quiet and easy to use, with a reputation for being well-made and low maintenance. Manufactured from the highest quality materials and components to meet the demanding needs of the filming industry, this stable, reliable Dolly offers operators a wide variety of accessories. The versatile Model 10 also incorporates many features and options.



Fisher MODEL TEN CAMERA DOLLY

- 3 WAY STEERING SYSTEM
(CRAB – CONVENTIONAL - ROUND)
- SELF CONTAINED TRACK SYSTEM
- CAMERA BATTERY COMPARTMENT
- ROTARY KNOB OR UP-DOWN LEVER
HYDRAULIC CONTROLS
- MULTI-POSITION LEVEL HEAD

No. 19, Jalan PJU 3/49, Sunway Damansara Technology Park, 47810 Petaling Jaya, Selangor, Malaysia.
Tel: +603 7804 3744 Fax : +603-7804 6744 Email : info@profilmequip.com.my
Contact Person: Mat Bond - +6012 211 5800 or Badrul - +6012 2900 474

PROFESSIONAL FILM EQUIPMENT SDN BHD

(569717-D)


STEERING MODES

REAR (CONVENTIONAL):
Front wheels are locked, rear wheels can rotate 360°.


CRAB: Front and rear wheels can rotate in unison 360°.

ROUND: Front and rear wheels rotate independently with mechanical compensation to allow variable radius turns, even down to 0 radius.


WIDE: Front and rear wheels can rotate 180° in any steering mode, providing a wider wheel track for greater stability.




REAR



CRAB




ROUND



WIDE


ACCESSORIES AVAILABLE



Track Wheel




Soft Wheel



Waffle Adapter




Skateboard Wheels



Low Level Head, Low side board & Track Wheels



For Handheld/Steadycam
Backrest & Seat



SPECIFICATIONS

No. 19, Jalan PJU 3/49, Sunway Damansara Technology Park, 47810 Petaling Jaya, Selangor, Malaysia.

Tel: +603 7804 3744 Fax: +603-7804 6744 Email: info@profilmequip.com.my

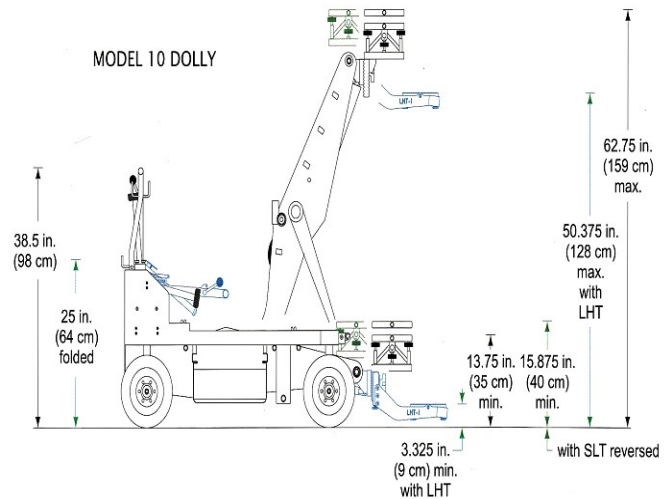
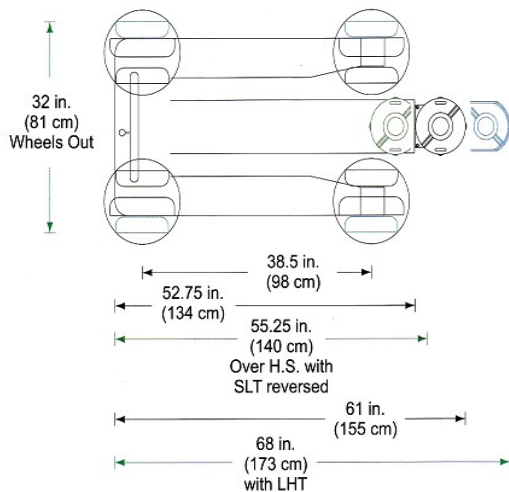
Contact Person: Mat Bond - +6012 211 5800 or Badrul - +6012 2900 474

PROFESSIONAL FILM EQUIPMENT SDN BHD

(569717-D)

Maximum Lift Beam Elevation	63 in. (160 cm)
Minimum Elevation (standard head).....	16 in. (41 cm)
Minimum Elevation (long low level head).....	4.75 in. (12 cm)
Vertical Beam Travel	47 in. (119 cm)
Lift Beam Capacity	500 pounds (227 kg)
Lifts per System Charge	7
Length	54 in. (137 cm)
Width (wheels in)	26.625 in. (68 cm)
Width (wheels out)	32 in. (81 cm)
Height (operating).....	38.5 in. (98 cm)
Height (folded)	25 in. (64 cm)
Height (center mount, before riser)	38.75 in. (98 cm)
Minimum Turn Radius (round steering)	22 in. (56 cm)
Minimum Turn Radius (conventional steering).....	44 in. (112 cm)
Carrying Weight	420 pounds (190 kg)
Maximum Dolly Load Capacity.....	1200 pounds (544 kg)
Crated Size.....	59 in. (150 cm) L x 31 in. (79 cm) W x 34 in. (86 cm) H
Crated Weight	928 pounds (421 kg) (standard package)

DRAWINGS



Call or come to see our Fisher 10 Camera Dolly Demo at PFE..

No. 19, Jalan PJU 3/49, Sunway Damansara Technology Park, 47810 Petaling Jaya, Selangor, Malaysia.
 Tel: +603 7804 3744 Fax : +603-7804 6744 Email :info@profilmequip.com.my
Contact Person: Mat Bond - +6012 211 5800 or Badrul - +6012 2900 474